

N67 150

N67 MNA M15


6 CYLINDER IN-LINE - DIESEL CYCLE

110 kW (148 HP) @ 2800 rpm (A1)

99.5 kW (133 HP) @ 2800 rpm (B)

92 kW (123 HP) @ 2800 rpm (C)

92 kW (123 HP) @ 2800 rpm (D)



MARINE APPLICATIONS

N67 MNA M15 FOR MARINE APPLICATIONS

Thermodynamic cycle		Diesel 4 stroke
Aspiration		NA
Arrangement		6L
Bore x Stroke	mm	104 X 132
Total displacement	liters	6.7
Valves per cylinder		2
Cooling		liquid
Direction of rotation (viewed facing flywheel)		CCW
Engine management		mechanical
Injection system		mechanical pump

Electrical system

Voltage	V	12
---------	---	----

Standard configuration

Flywheel housing	type	SAE 3
Flywheel diameter	inch	11 1/2
Air filter		left side
Turbocharger		–
Heat exchanger		tube type
Exhaust cooled elbow		–
Water charge tank		included
Fuel filter	n°	1
Fuel prefilter		included (loose)
Fuel pump		included
Oil filter	n°	1
Oil sump		sheet steel
Oil vapors blow-by circuit		on valve cover
Oil heat exchanger		built in the crankcase
Oil filler		on valve cover
Starter motor		12 V - 3 kW
Alternator		12 V - 90 A with W contact
Engine shut-off		electrical excitation
Wiring harness		engine wiring
Painting	colour	white "ICE"

Not included in the standard configuration

Battery - minimum capacity recommended		180 Ah
Battery - minimum cold cranking capacity recommended		800 CCA

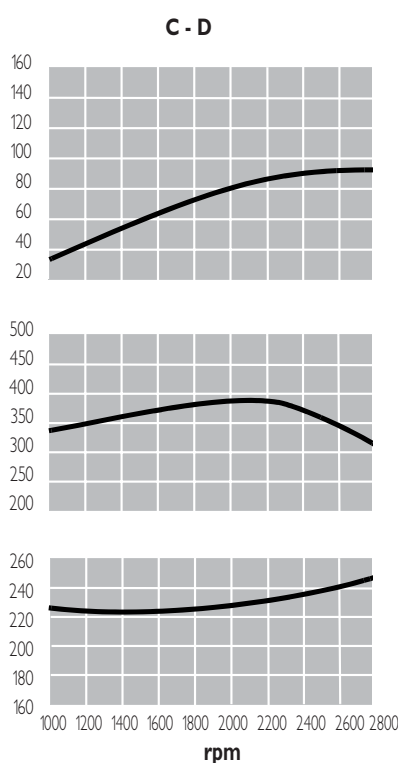
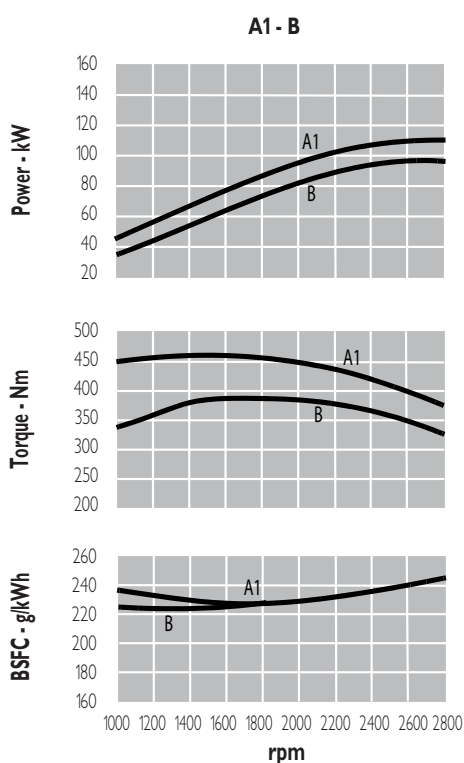
FPT OFFERS THE WIDEST AVAILABILITY OF ENGINE BUILD OPTIONS TO CUSTOMER SPECIFIC REQUIREMENTS WITHIN THE ENGINE SUPPLY. TO FIND OUT MORE ABOUT THE CONFIGURATIONS AND ACCESSORIES WHICH ARE AVAILABLE, CONTACT THE FPT SALES NETWORK.

N67 MNA M15 FOR MARINE APPLICATIONS

Rating type		A1	B	C	D
Maximum power *	kW(HP)	110 (148)	99.5 (133)	92 (123)	92 (123)
At speed	rpm	2800	2800	2800	2800
Maximum no load governed speed	rpm	3100	3100	3100	3100
Minimum idle speed	rpm	650	650	650	650
Mean piston speed at rated rpm	m/s	12.3	12.3	12.3	12.3
BMEP at max torque	kg/cm ²	8.6	7.3	7.3	7.3
BSFC	g/kWh @ rpm	230 @ 1800			
Oil consumption at max rating	(% of fuel consumption)	0.1			
Minimum starting temperature without aids	°C	-10			
Oil and oil filter maintenance interval for replacement	hours	600			

* **Net Power** at flywheel according to ISO 3046/1, after 50 hours running, fuel Diesel EN 590. Power tolerance 5%.

Test conditions: ISO 3046/1, 25 °C air temperature, 100 kPa atmospheric pressure, 30% relative humidity.



A1 = High performance crafts.

B = Light duty.

Full throttle operation restricted within 10% of total use period.

Cruising speed at engine rpm < 90%

of rated speed setting - Maximum usage:

- 300 hours per year (A1 service)

- 1500 hours per year (B service).

C = Medium duty.

Full throttle operation < 25% of useperiod.

Cruising speed at engine rpm < 90%

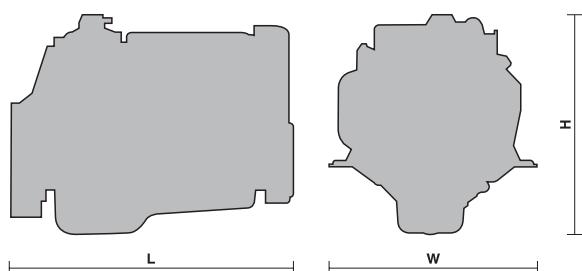
of rated speed setting - Maximum

usage 3000 hours per year.

D = Heavy duty.

Maximum rating utilisation up to 100%

of use period, for unlimited hours per year.



L = 1071 mm

W = 780 mm

H = 869 mm

Dry weight (without marine gear) = 530 kg

ENGINE BENEFITS

- **PERFORMANCE:** Ratings, consumption and emissions optimisation due to modern mechanical injection systems; high torque at low rpms.
- **SERVICEABILITY:** Widespread and quick service.
- **RELIABILITY:** Functional design; long engine life.
- **COST EFFECTIVENESS:** Fuel consumption reduction; maintenance and overhaul intervals extension.
- **ENVIRONMENTALLY FRIENDLY:** Noise, gaseous emissions and vibrations reduction.
- **CUSTOMER ORIENTATION:** Wideness of uses, propulsion certifications and emissions; availability of accessories range.

FIAT POWERTRAIN TECHNOLOGIES

Via Puglia, 15 - 10156 Torino

FIAT POWERTRAIN TECHNOLOGIES

Viale dell'Industria, 15/17 - 20010 Pregnana Milanese (MI)

www.ftpowertrain.com

LOCAL DISTRIBUTOR